

AMT-AC curved blades ceiling grilles

MADEL®

The **AMT-AC** series grilles are designed to be used in air-conditioning, ventilation and heating.

The individually adjustable curved blades are for installation in ceilings, to be used in premises from 2,6 metres high, where a good distribution of cold air is achieved.

AMT-AC

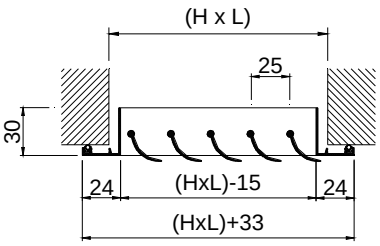

AMT-ACO

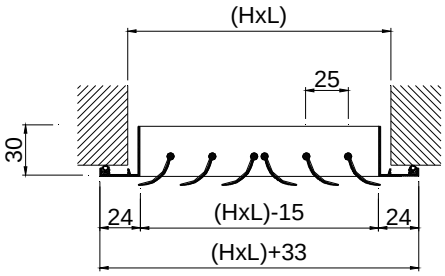

AMT-AC + SP

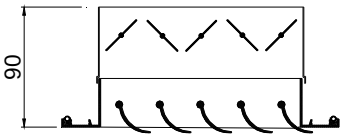

CLASSIFICATION

AMT-AC One-Way grille with blades parallels to the largest side (cota L).

AMT-ACO Two-Way grille with blades parallels to the largest side (cota L).

BMT-AC One-Way grille with blades parallels to the shortest side (cota H).

BMT-ACO Two-Way grille with blades parallels to the shortest side (cota H).

MATERIAL

Extruded aluminium grilles. All the grilles are provided with a seal on the back of the frame in order that the perimeter in contact with ceilings is airtight.

ADDITIONAL ACCESSORIES

SP Opposed blades volume damper from electro-zinc steel, in black colour. The damper is operated by an easily accessible key inside the grille.The damper is held in place by springs.

(T)

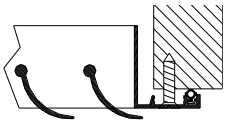

(O)

(H+8) x (L+8)

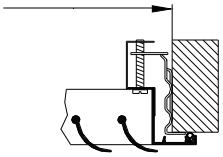

FIXING SYSTEMS

(O) Hidden screw. It requires mounting frame CM.

(T) Visible screws.

FINISHES

AA Matt silver anodised.

M9016 Painted in white similar to RAL 9016.

SPECIFICATION TEXT

Supply and mounting of grille in One-Way for air supply with individually adjustable curved blades parallels to the largest side serie **AMT-AC+SP+CM (O) M9016 dim. LxH**, constructed from aluminium paint in white **M9016** with opposed blades volume damper from electro-zinc steel in black colour **SP**, invisible fixing by hidden screws **(O)** and mounting frame **CM**. Manufacturer **MADEL**.

AMT-AC

FREE FACE AREA m2.

H \ L	150	200	250	300	350	400	450	500	600	700	800	900	1000
100	0,004	0,006	0,008	0,01	0,012	0,013	0,015	0,017	0,020	0,023	0,027	0,03	0,034
150	0,007	0,01	0,013	0,016	0,019	0,021	0,024	0,027	0,032	0,038	0,043	0,048	0,054
200	0,01	0,014	0,018	0,022	0,025	0,029	0,033	0,037	0,044	0,052	0,059	0,066	0,074
250	0,013	0,018	0,023	0,027	0,032	0,037	0,042	0,047	0,056	0,066	0,075	0,084	0,094
300	0,016	0,021	0,027	0,033	0,039	0,045	0,051	0,059	0,070	0,082	0,094	0,106	0,118
350	0,018	0,025	0,032	0,039	0,046	0,053	0,06	0,067	0,080	0,094	0,107	0,12	0,134
400	0,021	0,029	0,037	0,045	0,053	0,061	0,069	0,077	0,092	0,108	0,123	0,138	0,154
450	0,024	0,033	0,042	0,051	0,06	0,069	0,078	0,087	0,104	0,122	0,139	0,156	0,174

AMT-AC AMT-ACO

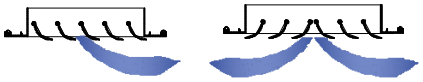

RECOMMENDED VELOCITY.

Vmin m/s	Vmax m/s
2	3.5

Determination of air flow.
Measuring the Vf in different points of the grille, we find the Vfmed.

Q (l/s) = Vfmed (m/s) * Afree (m2) * 1000
Q (m3/h) = Vfmed (m/s) * Afree (m2) * 3600

CORRECTION FACTOR FOR Lwa1.

Afree m2	0,01	0,02	0,05	0,1	0,2
Lwa1(kf)	-9	-6	-3	-	+4

Weighted noise level related to Afree = 0,1m2.

Lwa = Lwa1 + Kf

FREE VELOCITY, PRESSURE LOSS AND SOUND POWER LEVEL.

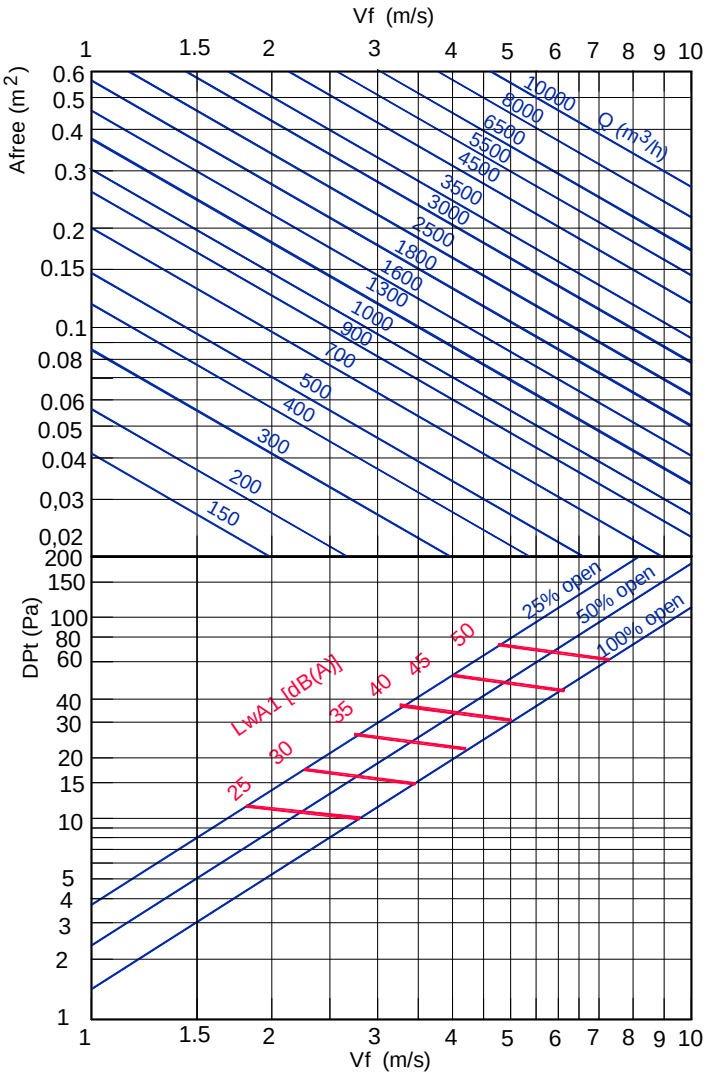

Note: In MadelMedia Octava band centre frequency in Hz.

AMT-AC

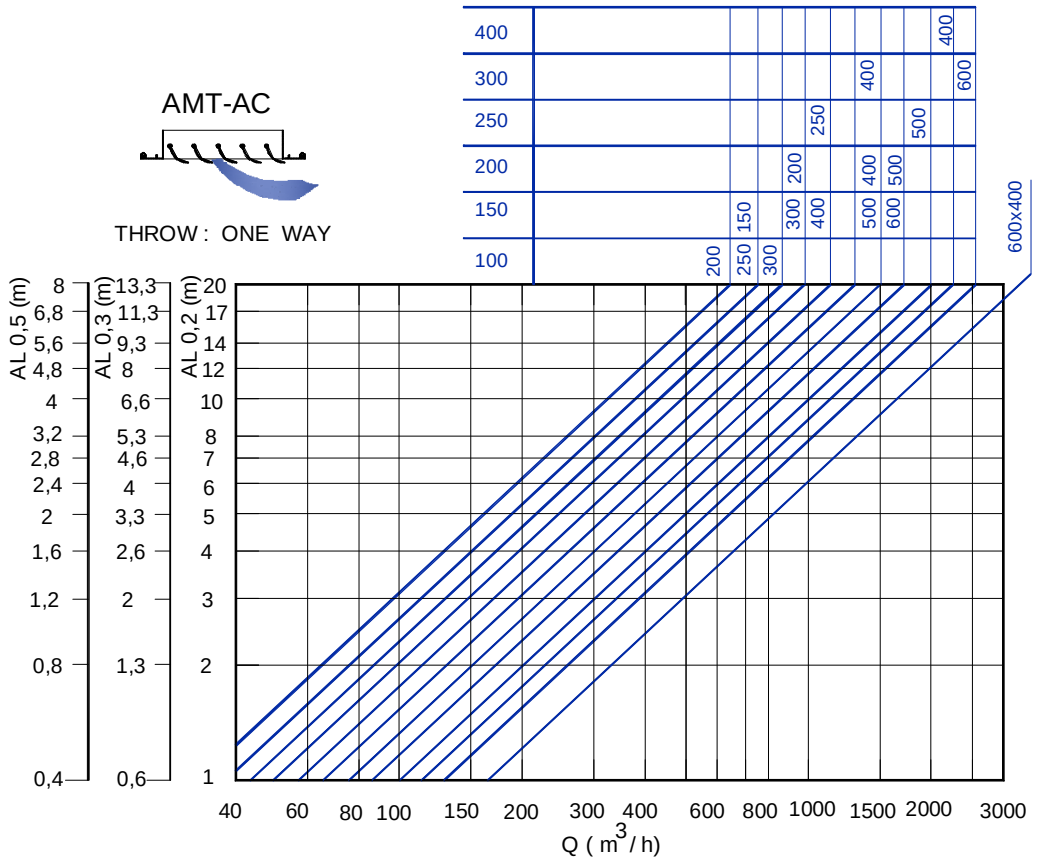

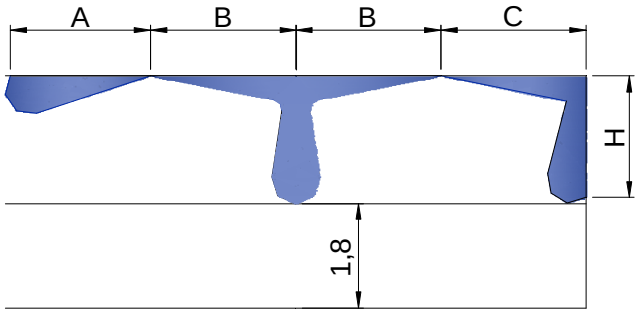

$AL_{0.2}$ = A
$AL_{0.2}$ = B+H
$AL_{0.2}$ = C+H

AMT-AC

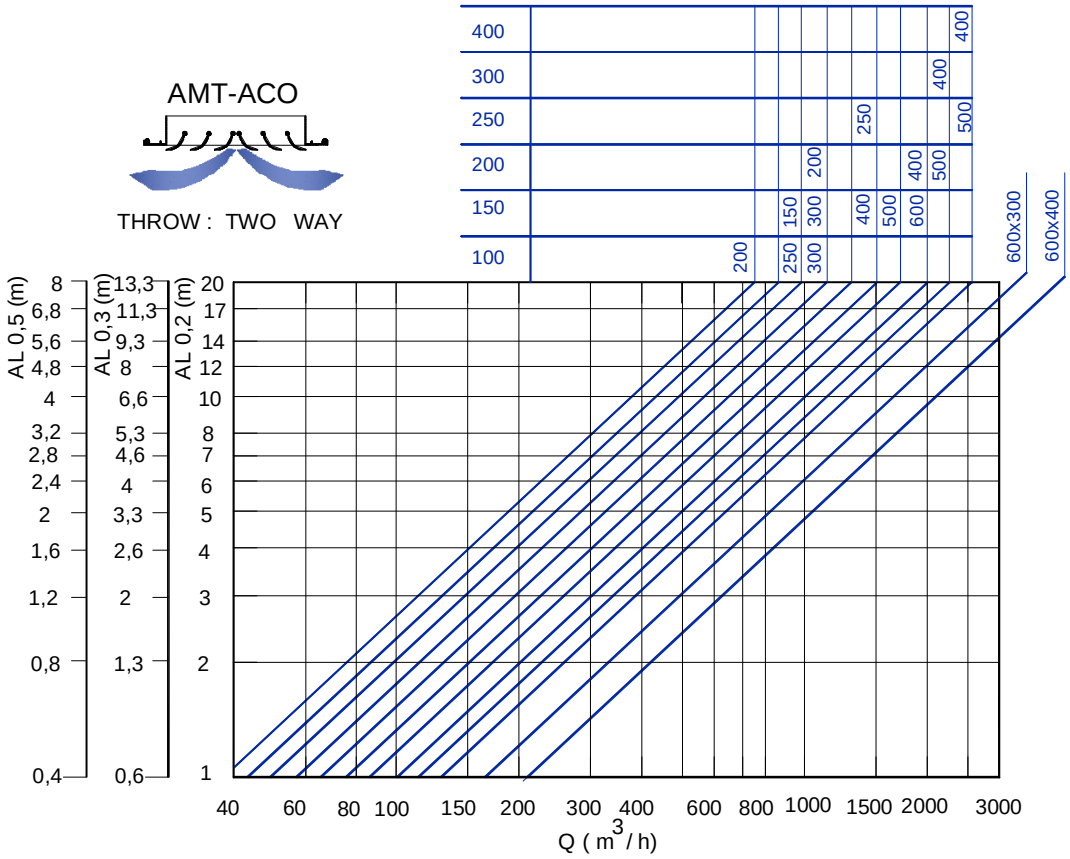

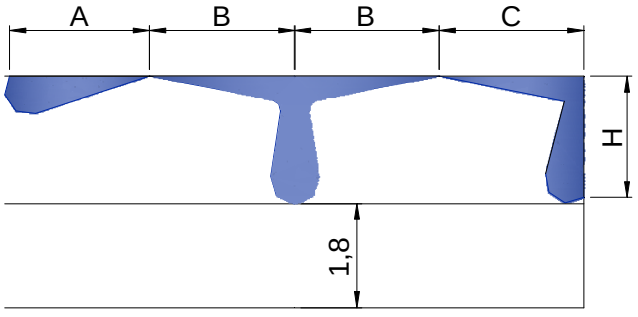

$AL_{0.2} = A$
$AL_{0.2} = B+H$
$AL_{0.2} = C+H$